

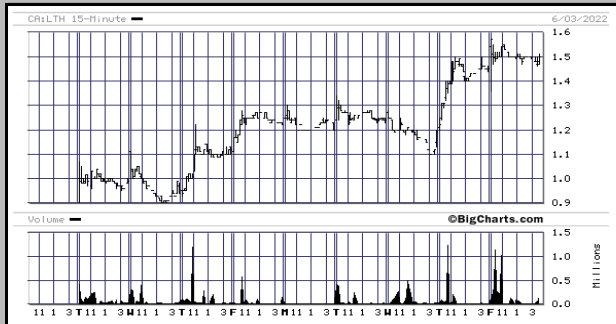
Key Facts:

Ticker-Exchange	LTH-TSXV
Closing Price	C\$1.50
Date of Report	June 6, 2022
Company Website	lithiumionic.com
Analyst	Brandon Smith

Company Statistics:

52-week High	C\$1.57
52-week Low	C\$0.46
Market Cap	C\$150.7 MM
Shares Outstanding	
Basic	100.5 MM
Diluted	114.0 MM
Cash	C\$19.8 MM
Debt	Nil
CEO	Blake Hylands

Price Chart:



Source: Bigcharts.com, June 3, 2022

Rigs Turning at Sigma "Closeology" Play

Unless otherwise denoted, all figures shown in US\$

Corporate Overview:

Lithium Ionic is a lithium exploration company focused on proving out the potential of its 100%-owned Itinga lithium project in the mining-friendly state of Minas Gerais in Brazil. The company controls a 1,300 ha land package which has a portion of land sandwiched between the producing CBL lithium mine and Sigma Lithium land to the south. With a current cash balance of C\$19.8 MM, the company is fully cashed up to fund its aggressive 30,000 m drill program which will culminate in a maiden resource in the next 6-9 months.

Key Points:

- Highly Prospective Land Package Acquired At The Right Time:** Lithium Ionic controls a 1,300 ha land package with Area 1 sitting a mere 500 m from the producing CBL lithium mine (in production since 1993) with current drilling taking place approximately 1.3 km northwest of Sigma Lithium's Barreiro deposit that contains 28.9 MMt grading 1.38% Li₂O. This highly prospective ground was staked in 2016 at the same time that Sigma Lithium was staking its land position, and we note that lithium carbonate was trading under \$10,000/t compared to current pricing that is multiples higher.
- Aggressive 30,000 m Drill Program Leading To Maiden Resource In The Next 6-9 Months:** Lithium Ionic is currently in the early stages of its planned 30,000 m drill program with assays received from the first two holes last week. While early days, the first set of drill results are encouraging (5.2 m at 1.55% Li₂O and 5.66 m at 1.93% Li₂O) and validate the high-grade nature and mineralized width seen in the prior trenching results (8.80 m at 1.46% Li₂O). With plenty of news flow expected as rigs keep turning over the remainder of the year and a maiden resource on the horizon, a re-rate is possible as the story unfolds.
- Sigma "Closeology" Highlights Potential Upside:** With Sigma's Barreiro deposit in close proximity, we believe investors will look to Sigma's valuation to gauge the relative attractiveness of Lithium Ionic over time. While it is too early to gauge the ultimate potential at Lithium Ionic, management is looking to define a 20 MMt opportunity at the project. We note that Sigma's Barreiro deposit has a strike length of 900 m, average thickness of 23 m, and the deepest zone reaches 375 m below surface. This compares to Lithium Ionic's Area 1 which contains a soil anomaly over a strike length of 1.3 km and Area 2 which contains a soil anomaly over a strike length of 1.4 km. If drilling can prove out the project, it could highlight a value disconnect between the near-producer Sigma Lithium (current market cap of C\$2.3 BB) and Lithium Ionic (current market cap of C\$151 MM).

Our **Emerging Ideas** publication seeks to highlight firms that we come across during our travels where, while perhaps not ready for formal research coverage, we see notable developments or inflection points that we believe may be of interest to investors.

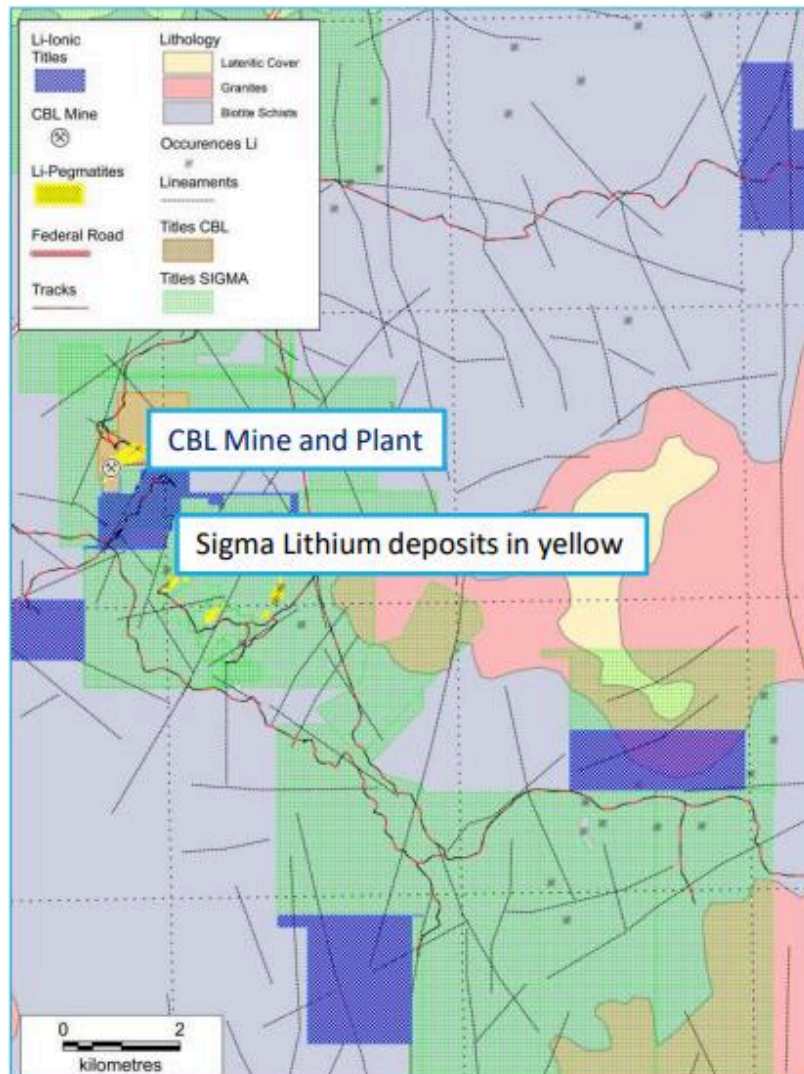
Itinga Lithium Project, Brazil:

The Itinga lithium project is located in the prolific Araçuaí/Itinga lithium district within the mining-friendly state of Minas Gerais in Brazil. Lithium Ionic holds a 100% interest in five mineral licenses covering more than 1,300 ha that were staked in 2016 (see Figure 1). Area 1, shown in Figure 2, is the current focus of Lithium Ionic and is sandwiched between the producing CBL lithium mine to the north and Sigma Lithium land to the south. The northern edge of Area 1 sits a mere 500 m from the producing CBL lithium mine which is a privately-owned Brazilian operation. The CBL asset has been in operation since 1993 and is producing around 36,000 tpa of a 5.5% spodumene concentrate product. Immediately to the south of Area 1 is land controlled by Sigma Lithium whose Barreiro deposit has a current resource of 28.9 MMt grading 1.38% Li₂O and sits approximately 1.3 km southeast of where Lithium Ionic is currently drilling.

Lithium mineralization is present within a halo of pegmatite dikes that occur within the rocks surrounding granitic intrusions. The mineralization is structurally controlled by a complex and crosscutting system of northeast and northwest oriented faults that were exploited by the dikes.

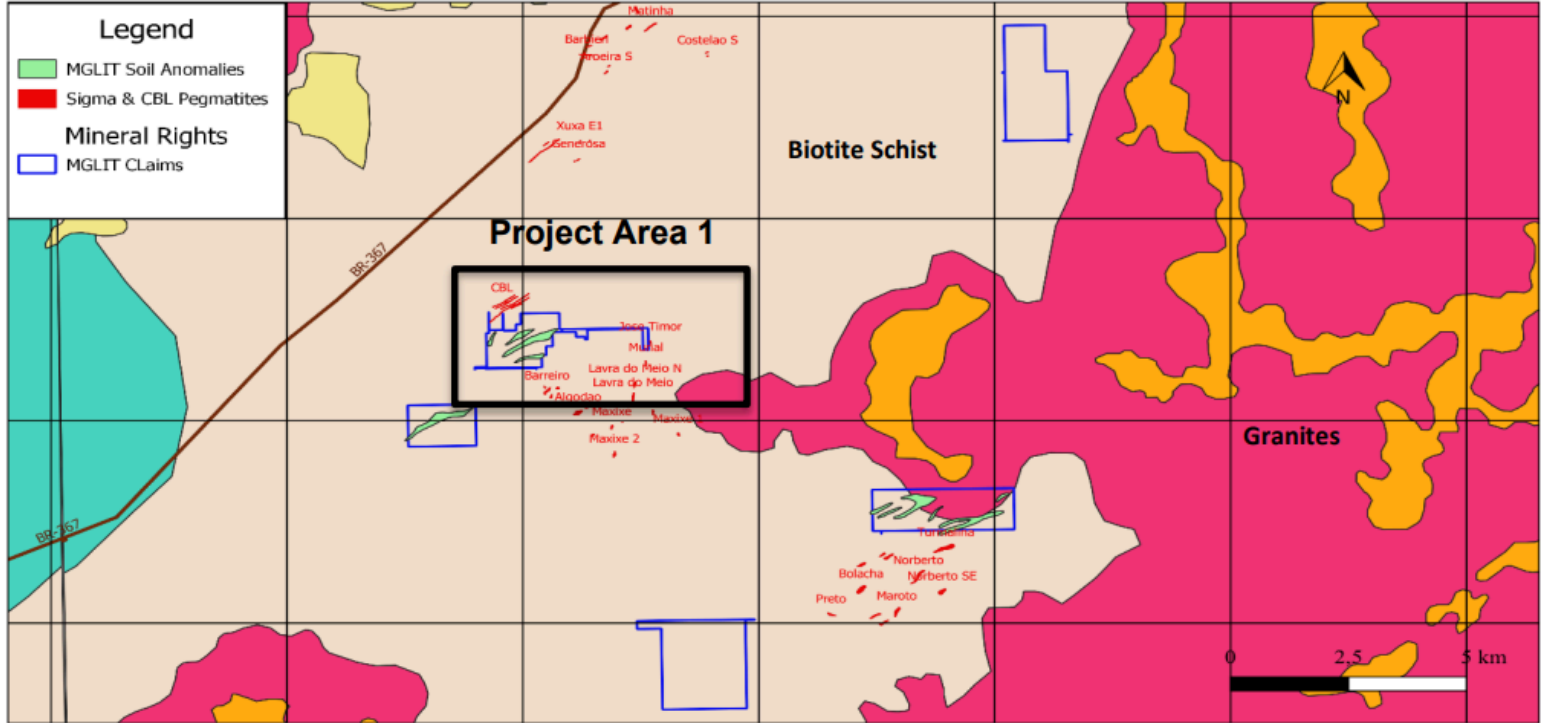
The project area has excellent infrastructure which is expected given the proximity to CBL and Sigma Lithium. Infrastructure includes access to hydroelectrical grid power (transmission lines and substation close to site), water, a commercial port (Ilhéus Port is 500 km away), highways and communities.

Figure 1: Project Map



Source: Lithium Ionic Inc.

Figure 2: Project Geology Map



Source: Lithium Ionic Inc.

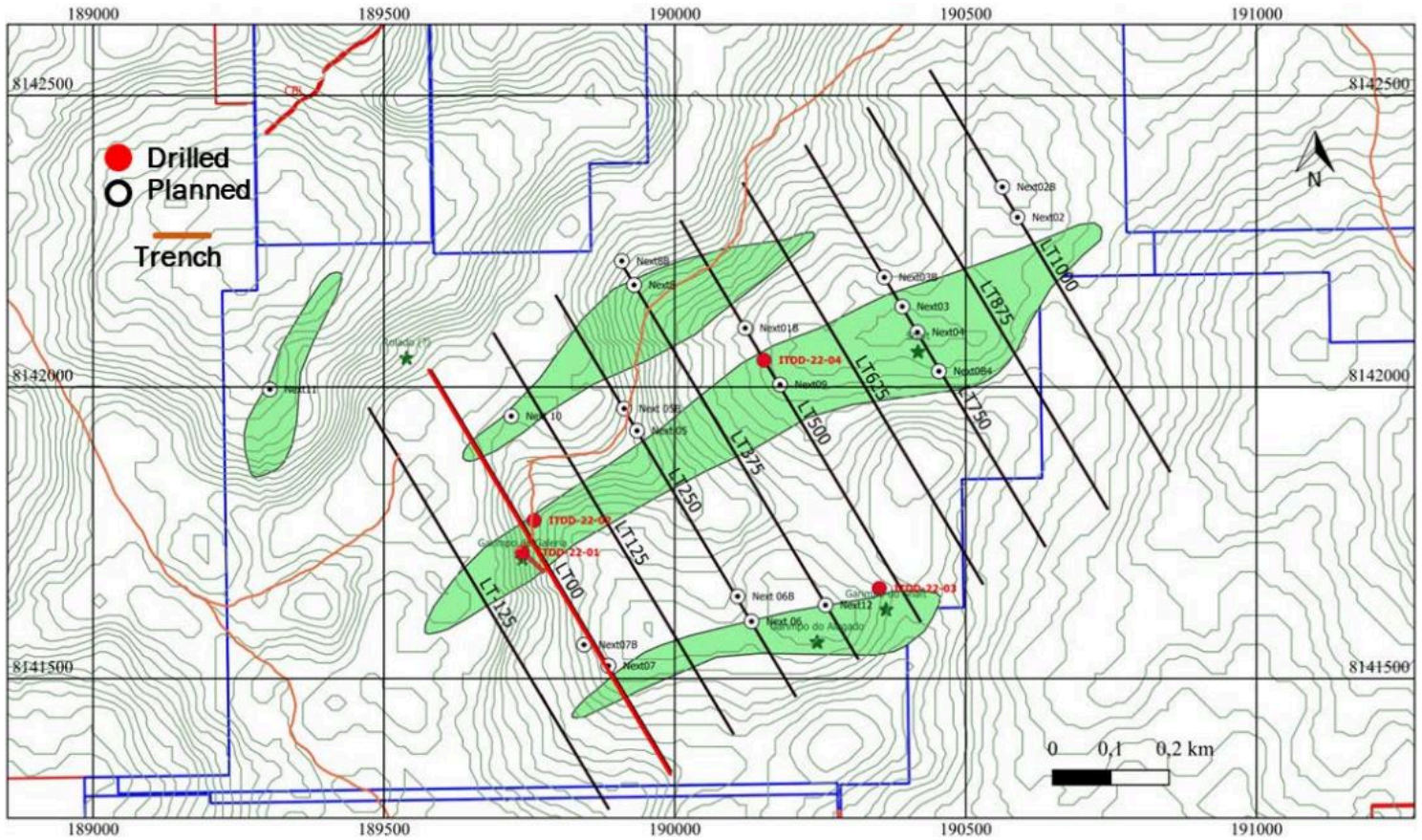
Aggressive 30,000 m Drill Program Leading To Maiden Resource In the Next 6-9 Months:

Lithium Ionic is currently in the early stages of its planned 30,000 m drill program with assays received from the first two holes last week (see Figure 3 & 4). These first two holes intercepted 5.2 m grading 1.55% Li₂O from 8.50 m (hole ITDD-2201) and 5.66 m grading 1.93% Li₂O from 33.08 m (hole ITDD-22-001). These are encouraging results that validate the high-grade nature and mineralized width seen in the prior trenching results (8.80 m at 1.46% Li₂O). This drilling has successfully shown the down-dip extension of the surface mineralized domain to below 35 m with mineralization remaining open at depth and along strike. Importantly, this drilling is the first indication that the geochemistry work, which has outlined the current soil anomaly in Area 1 (see Figure 5), is potentially a good predictor of spodumene-rich pegmatite ore below surface. We note that lithium values of around 300 ppm in soils indicate a very strong anomaly that is approximately five times the expected background level.

Lithium Ionic has a number of holes planned on Area 1 to further test the significant lithium soil anomalies present on the claim and will look to define further drilling as results are returned. We expect reasonable turnaround times on drilling (2-3 weeks) and there are currently 3 rigs on site with the potential to increase the rig count to 5 if warranted. The company will also continue exploration on its other land holdings including Area 2 (see Figure 6) which contains a large soil anomaly across a number of potential pegmatite dykes.

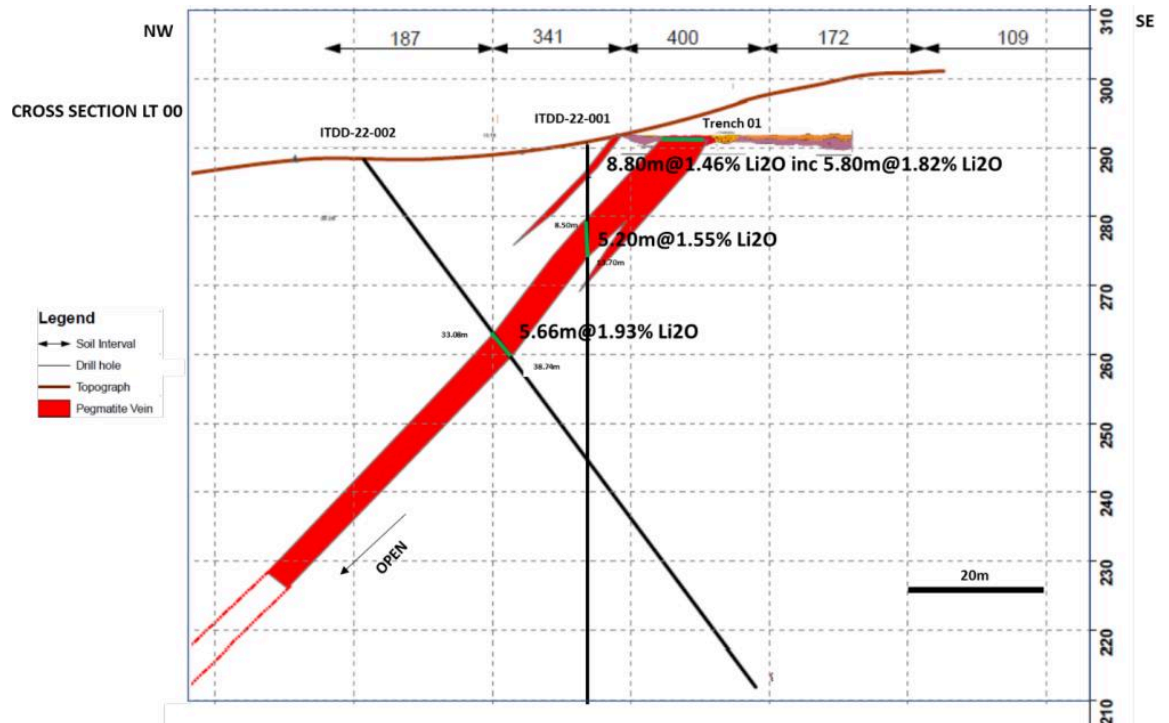
This aggressive drill program (150 drillholes) will culminate in a maiden resource that is expected in the next 6-9 months which could highlight a value disconnect between the near-producer Sigma Lithium and Lithium Ionic.

Figure 3: Plan Map Outlining Holes Drilled And Planned in Area 1



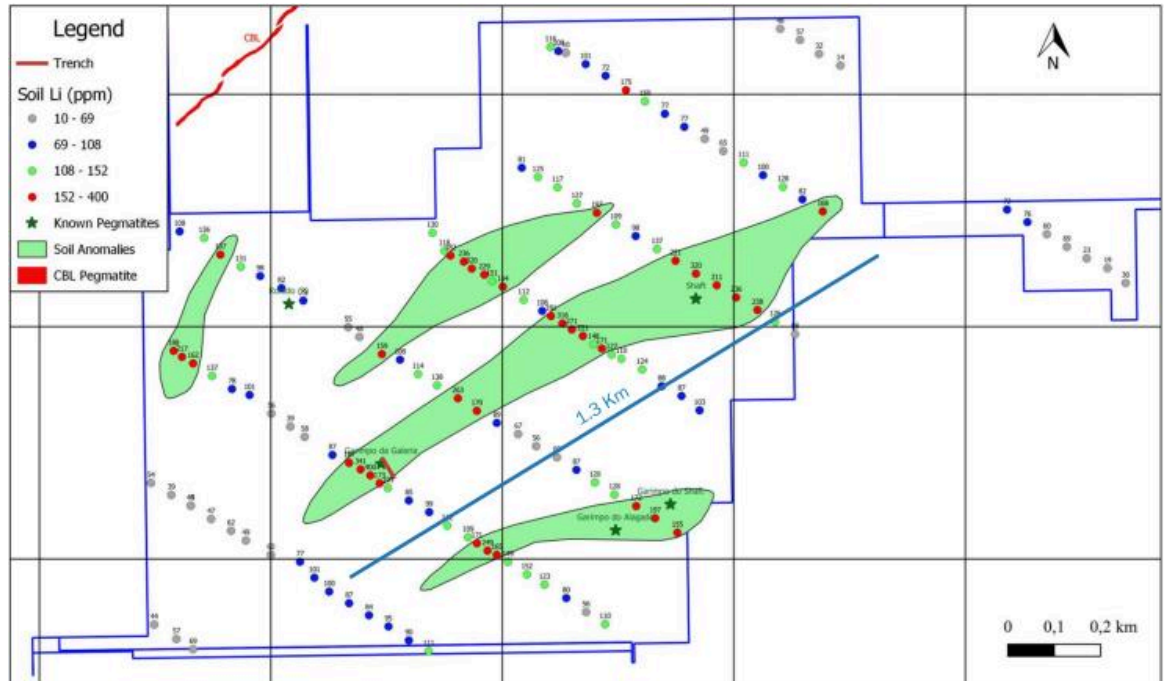
Source: Lithium Ionic Inc.

Figure 4: Cross Section LT00



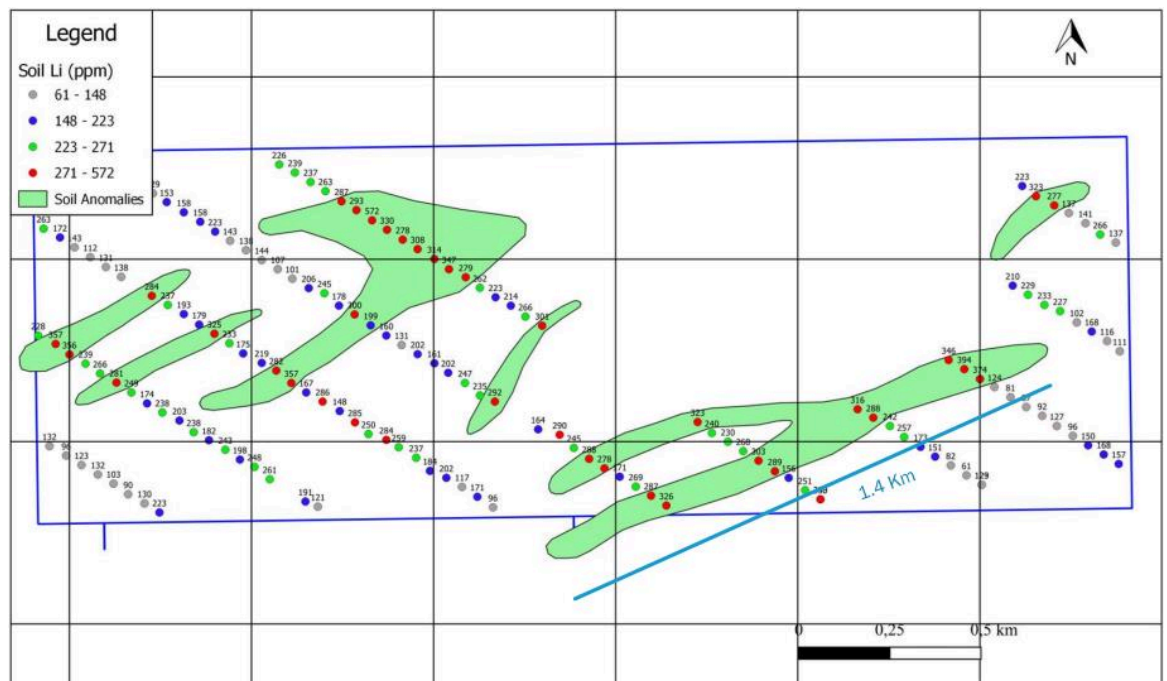
Source: Lithium Ionic Inc.

Figure 5: Area 1 Soil Anomalies



Source: Lithium Ionic Inc.

Figure 6: Area 2 Soil Anomalies (Northeast Claim From Area 1 in Figure 2)



Source: Lithium Ionic Inc.

Sigma “Closeology” Highlights Potential Upside:

With Sigma’s Barreiro deposit (28.9 MMt grading 1.38% Li₂O) sitting approximately 1.3 km from the current drilling being completed by Lithium Ionic, we believe investors will look to Sigma’s valuation to gauge the relative attractiveness of Lithium Ionic over time. Below we present a sensitivity table looking at potential tonnage (assuming grade of 1.4% Li₂O) and in-situ EV/t LCE for Lithium Ionic. Presently, Sigma Lithium trades at an EV/t LCE valuation of \$832/t (58.9 MMt grading 1.40% for 2.0 MMt LCE) which is above other hard-rock spodumene developers that average around \$300-400/t LCE. Sigma commands a premium owing to its near-development status and the large crystal structure, high grade, and low impurities reported at its deposits that present an attractive product for long-term offtake partners.

While it is too early to gauge the ultimate potential at Lithium Ionic, management is looking to define a 20 MMt opportunity at the project. We note that Sigma’s Barreiro deposit has a strike length of 900 m, average thickness of 23 m, and the deepest zone reaches 375 m below surface. This compares to Lithium Ionic’s Area 1 which contains a soil anomaly over a strike length of 1.3 km (see Figure 5) and Area 2 which contains a soil anomaly over a strike length of 1.4 km (see Figure 6).

Figure 7: Hypothetical Value Per Share Based on Resource Size and EV/t LCE Valuation

		EV/t LCE (\$/t)						
		\$100	\$150	\$200	\$250	\$300	\$350	\$400
Tonnage (MMt)	10.0	C\$0.43	C\$0.65	C\$0.87	C\$1.09	C\$1.30	C\$1.52	C\$1.74
	12.5	C\$0.54	C\$0.81	C\$1.09	C\$1.36	C\$1.63	C\$1.90	C\$2.17
	15.0	C\$0.65	C\$0.98	C\$1.30	C\$1.63	C\$1.95	C\$2.28	C\$2.61
	17.5	C\$0.76	C\$1.14	C\$1.52	C\$1.90	C\$2.28	C\$2.66	C\$3.04
	20.0	C\$0.87	C\$1.30	C\$1.74	C\$2.17	C\$2.61	C\$3.04	C\$3.47
	22.5	C\$0.98	C\$1.47	C\$1.95	C\$2.44	C\$2.93	C\$3.42	C\$3.91
	25.0	C\$1.09	C\$1.63	C\$2.17	C\$2.71	C\$3.26	C\$3.80	C\$4.34

*Assumes 100.5 MM shares outstanding, no cash, no debt, and Li₂O grade of 1.40%.
Source: Cormark Securities Inc.

Balance Sheet & Capital Structure:

The current cash position of C\$19.77 MM is more than enough to fund Lithium Ionic’s planned drilling and maiden resource in the next 6-9 months.

Lithium Ionic currently has 100.5 M shares outstanding, 9.67 MM options and 3.8 MM warrants for a relatively tight share structure. The last financing (28 MM shared issues at a stock price of C\$0.70) was completed in November 2021 prior to Lithium Ionic’s RTO transaction.

Management Team & Board:

- **Blake Hylands – CEO & Director:** Mr. Hylands is a Professional Geoscientist with over a decade of experience in advanced and early-stage exploration. He is co-founder of Troilus Gold Corp. where he led their technical team to the discovery of over 8 million gold equivalent ounces at their development-stage asset in northern Quebec. He has held numerous board positions for junior mining companies and has extensive professional experience in capital markets and community outreach, including executive roles in corporate development and communications with First Nations. Mr. Hylands has a B.Sc in Geology from the University of Western in London Ontario.
- **Hélio Diniz – President & Director:** Mr. Diniz has 40 years of experience in exploration and mining activities and has served as the Managing Director of Brazil Potash Corp. since July 2009. He started his career with GENCOR South Africa where he was involved in the evaluation and development of the Sao Bento gold mine in Brazil. He then went on to work for Xstrata (now Glencore) as Managing Director Brazil during which he discovered the world-class Araguaia Nickel Deposit (over 100 million tonnes, 1.5% Ni). He then went on to set up several companies, such as Falcon Metais and HDX Consultoria as an entrepreneur to identify, explore and develop mining opportunities in Brazil. During this time, he founded and developed several companies for the Forbes & Manhattan Inc. group in different commodities such as potash – Brazil Potash, phosphate – Aguia Metais, gold – Belo Sun Mining and oil shale – Irati Petroleo e Energia Ltda.
- Carlos Costa – VP Exploration
- Greg Duras – CFO
- Damian Lopez – Corporate Secretary
- David Gower – Director
- Lawrence Guy – Director
- Patrizia Ferrarese – Director
- Michael Shuh – Director

For Cormark Securities Inc. Clients:

Emerging Ideas is a Cormark Securities Inc. ("Cormark") publication that is not to be construed as a research report. Cormark has not initiated formal continuous research coverage of this stock and maintains no ratings, earnings forecast or target price for this stock. Furthermore, Cormark makes no undertaking whatsoever to provide subsequent commentary on the stock. Forward-looking statements and analysis in this publication are preliminary in nature and are based on publicly available information.

The information contained in this publication is drawn from sources believed to be reliable, but the accuracy or completeness of the information is not guaranteed, nor in providing it does Cormark and/or affiliated persons assume any responsibility or liability whatsoever. This publication is not to be construed as an offer to sell or a solicitation of an offer to buy any securities. Cormark may participate in an underwriting of, have a position in the securities mentioned herein and may, as principal or agent, buy and sell such products.

Reproduction in whole or in part without permission is prohibited.

For Richardson Wealth Limited Clients:

The contents of this publication were written and produced by Cormark and are used herein under a non-exclusive agreement by Richardson Wealth Limited ("Richardson Wealth") for information purposes only. The information contained herein are based on material believed to be reliable but there is no guarantee that they are accurate or complete. Under no circumstance does Cormark assume any liability to any reader of this publication for the contents hereof made in this publication. The contents hereof cannot be copied, distributed, reproduced or forwarded, in whole or in part, to any person that is not a client or prospective client of Richardson Wealth.

While Cormark receives compensation from Richardson Wealth for this Emerging Ideas publication it provides to Richardson Wealth, the Emerging Ideas publication is solely that of its author, Cormark and are independent from, and do not reflect the opinions or recommendations of, Richardson Wealth and/or its affiliates, subsidiaries or related parties. This is not an official publication of Richardson Wealth, the author is not a Richardson Wealth research analyst and this is not to be used as a solicitation. The information contained herein has not been approved by and are not those of Richardson Wealth, its subsidiaries, affiliates, or divisions. The particulars contained herein were obtained from sources which Cormark believes are reliable but are not guaranteed by Cormark.

Opinions used in this publication constitute the author's judgment as of the date of this publication and are subject to change without notice. Richardson Wealth and Cormark do not warrant the completeness or accuracy of this publication, and it should not be relied upon as such. The contents of this publication are meant for sophisticated investors only. This publication should not form the basis of any investment decision by you as they may not be suitable for your particular circumstances, and you should seek professional advice for any investment decision made. Past performance noted in this publication is not indicative of future results.

Any forward-looking statements contained herein are preliminary in nature and are based on publicly available information.

For all readers:

Cormark and Richardson Wealth are registered investment dealers in Canada with the Investment Industry Regulatory Organization of Canada and are independent of each other. There is a non-exclusive agreement between Cormark and Richardson Wealth that allows for the distribution of this Cormark Emerging Ideas publication by Richardson Wealth. Each of Cormark and Richardson Wealth are responsible for the dissemination of this publication to their respective clients. Cormark clients should contact their Cormark representative and Richardson Wealth clients should contact their Richardson Wealth representative for any questions about this publication.